



Spis rzeczy.









	Str.
Przedmowa	V
Układ i korzystanie z tablic.	XIII

Sortamenty.












S. B. Sortament stali uniwersalnej i blach

Pręt prostokątny	1
Pręt okrągły	2
Blacha płytko falista.	3
Blacha głęboko falista (Dźwigniowa)	4
Blacha nieckowa	4
Blacha żeberkowa	5
Ciężar różnych gatunków blach w kg/m ²	5
Ciężar 1 mb. blach ze stali zlewnej	6
Stal uniwersalna	10
Blachy	12

S. R. Normalny Sortament Rosyjski

Kątowniki równoboczne 	15
Kątowniki nierównoboczne 	16
Dwuteowniki 	18
Ceowniki 	19
Teowniki niskie 	20
Ślipowniki 	20
Teowniki wysokie 	21
Zetowniki 	21
Poręcze	22

S. N. Normalny Sortament Niemiecki

Kątowniki równoboczne 	22
Kątowniki nierównoboczne 	25
Dwuteowniki 	28
Dwuteowniki szerokostopowe Grey'a 	29
Dwuteowniki szerokostopowe o pasach równoległych Peiner'a 	30
Ceowniki 	31
Teowniki wysokie 	32
Teowniki niskie 	33
Ślipowniki 	35
Zetowniki 	34
Żłobowniki 	34

T. P. Tablice pomocnicze

Zestawienie kątowników równobocznych L dla których obliczono mom. statyczne i bezwładności	35
Zestawienie kątowników nierównobocznych L dla których obliczono mom. statyczne i bezwładności	37
Tablica do obliczania prętów na wyboczenie według norm M. K.	40
Tablica do obliczenia prętów na wyboczenie według norm M. R. P.	42
Nity. Rozstaw, działka kątowników, współczynnik μ_1 i μ_2 , ciężar główek nitów	42
Przybliżone promienie bezwładności przekroi złożonych	44

M. S. cm^3 |

Momenty statyczne.

Blachy pionowe

grubości 6 — 16 mm $\gamma = 90 - 1500$ mm 45

M. S. cm^3 —

Blachy poziome

grubości 8 — 17 mm, 20, 30, 40, 50 mm i $\gamma = 0 - 1500$ mm 55

M. S. cm^3 L

Kątowniki równoboczne



Kątowniki	Grubości mm	γ mm	
50 × 50	5, 6, 7, 8, 9	od 55 do 250	61
55 × 55	6, 7, 8, 9, 10	„ 60 „ 275	62
60 × 60	6, 7, 8, 9, 10	„ 65 „ 275	63
65 × 65	6, 7, 8, 9, 10, 11	„ 70 „ 400	64
70 × 70	6, 7, 8, 9, 10, 11, 13	„ 75 „ 425	66
75 × 75	7, 8, 9, 10, 11, 12, 16	„ 80 „ 600	68
80 × 80	8, 9, 10, 11, 12, 14	„ 85 „ 700	71
85 × 85	8, 9, 10, 11, 12, 13	„ 90 „ 800	74
90 × 90	9, 10, 11, 12, 13	„ 100 „ 900	77
100 × 100	9, 10, 11, 12, 13, 14, 15, 16,	„ 110 „ 900	81
110 × 110	10, 11, 12, 13, 14, 15	„ 125 „ 950	85
120 × 120	10, 11, 12, 13, 14, 15, 16	„ 150 „ 1000	89
130 × 130	11, 12, 13, 14, 15, 16,	„ 175 „ 1100	94
140 × 140	12, 13, 14, 15, 16, 17	„ 200 „ 1200	98
150 × 150	12, 13, 14, 15, 16, 16 sp., 18, 20, 22	„ 250 „ 1500	103
160 × 160	15, 16, 17, 18, 19	„ 250 „ 1500	109
180 × 180	16, 18, 20	„ 250 „ 1500	115
200 × 200	16, 18, 20	„ 250 „ 1500	122

M. S. cm^3 L

Kątowniki nierównoboczne



Kątowniki	Grubości mm	γ mm	
65 × 50	5, 7, 9	od 150 do 400	129
75 × 50	6, 7, 8, 9, 10	„ 150 „ 400	130

M. S. cm³ L

Kątowniki

Grubości mm

γ mm





75 × 55	5, 7, 9	„ 150	„ 400	132
75 × 65	6, 8, 10	„ 150	„ 425	133
80 × 65	6, 8, 10, 12	„ 150	„ 425	135
90 × 60	6, 8, 10	„ 150	„ 425	136
90 × 75	7, 9, 11	„ 150	„ 450	138
100 × 50	6, 8, 10	„ 150	„ 400	139
100 × 65	7, 8, 9, 10, 11	„ 150	„ 425	141
100 × 75	7, 9, 11	„ 150	„ 450	142
110 × 90	9, 11, 13	„ 150	„ 800	144
115 × 65	6, 8, 10	„ 150	„ 450	147
120 × 80	8, 10, 12, 14	„ 150	„ 800	149
130 × 65	8, 10, 12	„ 150	„ 800	152
130 × 75	8, 10, 12	„ 150	„ 800	155
130 × 85	10, 12, 14	„ 150	„ 800	159
130 × 90	10, 12, 14	„ 150	„ 900	162
130 × 100	10, 12, 14	„ 150	„ 900	166
140 × 100	10, 11, 12, 13, 14	„ 200	„ 900	169
150 × 75	9, 10, 11, 12, 13	„ 150	„ 800	175
150 × 90	10, 12, 14	„ 150	„ 900	176
150 × 100	10, 11, 12, 13, 14, 15	„ 150	„ 900	180
160 × 80	12, 14	„ 150	„ 900	188
160 × 100	11, 12, 13, 14, 15	„ 150	„ 1 000	191
170 × 75	10, 12, 14, 16	„ 150	„ 900	196
200 × 100	10, 12, 14, 16, 18	„ 150	„ 1 000	199
250 × 90	10, 12, 14, 16	„ 150	„ 1 000	204

M. S. cm³ L

Kątowniki równoboczne




Kątowniki	Grubości mm	γ mm		
50 × 50	5, 6, 7, 8, 9	od	o do	209
55 × 55	6, 7, 8, 9, 10	„	0 „	210
60 × 60	6, 7, 8, 9, 10	„	0 „	212
65 × 65	6, 7, 8, 9, 10, 11	„	0 „	213
70 × 70	6, 7, 8, 9, 10, 11, 15	„	0 „	215
75 × 75	7, 8, 9, 10, 11, 12, 16	„	0 „	216
80 × 80	8, 9, 10, 11, 12, 14	„	0 „	219
85 × 85	8, 9, 10, 11, 12, 13	„	0 „	222
90 × 90	9, 10, 11, 12, 13	„	0 „	224
100 × 100	9, 10, 11, 12, 13, 14, 15, 16	„	0 „	227
110 × 110	10, 11, 12, 13, 14, 15	„	0 „	230
120 × 120	10, 11, 12, 13, 14, 15, 16	„	0 „	233
130 × 130	11, 12, 13, 14, 15, 16	„	0 „	236
140 × 140	12, 13, 14, 15, 16, 17	„	0 „	239
150 × 150	12, 13, 14, 15, 16, 16 sp., 18, 20, 22	„	0 „	242
160 × 160	15, 16, 17, 18, 19	„	0 „	244
180 × 180	16, 18, 20	„	0 „	247
200 × 200	16, 18, 20	„	0 „	250

M. S. cm³ L Kątowniki nierównoboczne

Kątowniki	Grubości mm	γ mm		
65 × 50	5, 7, 9	od	o do	200 253
75 × 50	6, 7, 8, 9, 10	"	o "	200 254
75 × 55	5, 7, 9	"	o "	200 256
75 × 65	6, 8, 10	"	o "	250 257
80 × 65	6, 8, 10, 12	"	o "	250 259
90 × 60	6, 8, 10	"	o "	250 260
90 × 75	7, 9, 11	"	o "	300 262
100 × 50	6, 8, 10	"	o "	300 264
100 × 65	7, 8, 9, 10, 11	"	o "	300 266
100 × 75	7, 9, 11	"	o "	300 268
110 × 90	9, 11, 13	"	o "	350 270
115 × 65	6, 8, 10	"	o "	300 272
120 × 80	8, 10, 12, 14	"	o "	400 274
130 × 65	8, 10, 12	"	o "	400 276
130 × 75	8, 10, 12	"	o "	400 278
130 × 85	10, 12, 14	"	o "	400 281
130 × 90	10, 12, 14	"	o "	400 283
130 × 100	10, 12, 14	"	o "	400 286
140 × 100	10, 11, 12, 13, 14	"	o "	450 288
150 × 75	9, 10, 11, 12, 13	"	o "	450 291
150 × 90	10, 12, 14	"	o "	450 294
150 × 100	10, 11, 12, 13, 14, 15	"	o "	450 297
160 × 80	12, 14	"	o "	400 299
160 × 100	11, 12, 13, 14, 15	"	o "	450 302
170 × 75	10, 12, 14, 16,	"	o "	400 304
200 × 100	10, 12, 14, 16, 18	"	o "	450 307
250 × 90	10, 12, 14, 16	"	o "	450 310

M. B. cm⁴ | Momenty bezwładności.

Blachy pionowe		
grubości 6 — 16 mm i $\gamma = 90$ — 1500 mm		313

M. B. cm⁴ —

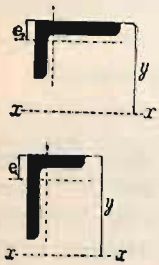
Blachy poziome		
grubości 8 — 17 mm i 20, 30, 40, 50 mm i $\gamma = 0$ — 1500		320

M. B. cm⁴ L Kątowniki równoboczne


Kątowniki	Grubości mm	γ mm		
50 × 50	5, 6, 7, 8, 9	od	55 do	250 337
55 × 55	6, 7, 8, 9, 10	"	60 "	275 338
60 × 60	6, 7, 8, 9, 10	"	65 "	275 339

M. B. cm ⁴ L	Kątowniki	Grubości mm	γ mm	
	65 × 65	6, 7, 8, 9, 10, 11	od 70 do	400
	70 × 70	6, 7, 8, 9, 10, 11, 13	" 75 "	425
	75 × 75	7, 8, 9, 10, 11, 12, 16	" 80 "	500
	80 × 80	8, 9, 10, 11, 12, 14	" 85 "	700
	85 × 85	8, 9, 10, 11, 12, 15	" 90 "	800
	90 × 90	9, 10, 11, 12, 13	" 100 "	900
	100 × 100	9, 10, 11, 12, 13, 14, 15, 16	" 110 "	900
	110 × 110	10, 11, 12, 13, 14, 15	" 125 "	950
	120 × 120	10, 11, 12, 13, 14, 15, 16	" 150 "	1 000
	130 × 130	11, 12, 13, 14, 15, 16	" 175 "	1 100
	140 × 140	12, 13, 14, 15, 16, 17	" 200 "	1 200
	150 × 150	12, 13, 14, 15, 16, 16, sp., 18, 20, 22	" 250 "	1 500
	160 × 160	15, 16, 17, 18, 19	" 250 "	1 500
	180 × 180	16, 18, 20	" 250 "	1 500
	200 × 200	16, 18, 20	" 250 "	1 500
				341
				342
				344
				347
				350
				354
				358
				362
				366
				370
				375
				380
				386
				392
				399


M. B. cm⁴ L Kątowniki nierównoboczne



M. B. cm ⁴ L	Kątowniki	Grubości mm	γ mm	
	65 × 50	5, 7, 9	od 150 do	400
	75 × 50	6, 7, 8, 9, 10	" 150 "	400
	75 × 55	5, 7, 9	" 150 "	400
	75 × 65	6, 8, 10	" 150 "	425
	80 × 65	6, 8, 10, 12	" 150 "	425
	90 × 60	6, 8, 10	" 150 "	425
	90 × 75	7, 9, 11	" 150 "	450
	100 × 50	6, 8, 10	" 150 "	400
	100 × 65	7, 8, 9, 10, 11	" 150 "	425
	100 × 75	7, 9, 11	" 150 "	450
	110 × 90	9, 11, 13	" 150 "	800
	115 × 65	6, 8, 10	" 150 "	450
	120 × 80	8, 10, 12, 14	" 150 "	800
	130 × 65	8, 10, 12	" 150 "	800
	130 × 75	8, 10, 12	" 150 "	800
	130 × 85	10, 12, 14	" 150 "	800
	130 × 90	10, 12, 14	" 150 "	900
	130 × 100	10, 12, 14	" 150 "	900
	140 × 100	10, 11, 12, 13, 14	" 200 "	900
	150 × 75	9, 10, 11, 12, 13	" 150 "	800
	150 × 90	10, 12, 14	" 150 "	900
	150 × 100	10, 11, 12, 13, 14, 15	" 150 "	900
	160 × 80	12, 14	" 150 "	900
	160 × 100	11, 12, 13, 14, 15	" 150 "	1 000
	170 × 75	10, 12, 14, 16	" 150 "	900
	200 × 100	10, 12, 14, 16, 18	" 150 "	1 000
	250 × 90	10, 12, 14, 16	" 150 "	1 000
				405
				406
				408
				409
				411
				412
				414
				415
				417
				418
				420
				423
				425
				428
				432
				435
				438
				442
				446
				450
				453
				457
				464
				467
				472
				476
				480

M. B. cm⁴ L Kątowniki równoboczne

Kątowniki	Grubości mm	γ mm		
50 × 50	5, 6, 7, 8, 9	od	do	200 485
55 × 55	6, 7, 8, 9, 10	"	"	200 486
60 × 60	6, 7, 8, 9, 10	"	"	200 488
65 × 65	6, 7, 8, 9, 10, 11	"	"	200 489
70 × 70	6, 7, 8, 9, 10, 11, 13	"	"	250 491
75 × 75	7, 8, 9, 10, 11, 12, 16	"	"	350 493
80 × 80	8, 9, 10, 11, 12, 14	"	"	400 495
85 × 85	8, 9, 10, 11, 12, 13	"	"	400 498
90 × 90	9, 10, 11, 12, 13	"	"	450 500
100 × 100	9, 10, 11, 12, 13, 14, 15, 16	"	"	450 503
110 × 110	10, 11, 12, 13, 14, 15	"	"	450 506
120 × 120	10, 11, 12, 13, 14, 15, 16	"	"	450 509
130 × 130	11, 12, 13, 14, 15, 16	"	"	450 512
140 × 140	12, 13, 14, 15, 16, 17	"	"	450 515
150 × 150	12, 13, 14, 15, 16, 16 sp, 18, 20, 22	"	"	450 518
160 × 160	15, 16, 17, 18, 19	"	"	450 521
180 × 180	16, 18, 20	"	"	450 523
200 × 200	16, 18, 20	"	"	450 526

M. B. cm⁴ L Kątowniki nierównoboczne

Kątowniki	Grubości mm	γ mm		
65 × 50	5, 7, 9	od	do	200 529
75 × 50	6, 7, 8, 9, 10	"	"	200 530
75 × 55	5, 7, 9	"	"	200 53 ²
75 × 65	6, 8, 10,	"	"	250 533
80 × 65	6, 8, 10 12	"	"	250 535
90 × 60	6, 8, 10	"	"	250 537
90 × 75	7, 9, 11	"	"	300 539
100 × 50	6, 8, 10	"	"	300 541
100 × 65	7, 8, 9, 10, 11	"	"	300 543
100 × 75	7, 9, 11	"	"	300 545
110 × 90	9, 11, 13	"	"	350 547
115 × 65	6, 8, 10	"	"	300 549
120 × 80	8, 10, 12, 14	"	"	400 551
130 × 65	8, 10, 12	"	"	400 553
130 × 70	8, 10, 12	"	"	400 556
130 × 85	10, 12, 14	"	"	400 558
130 × 90	10, 12, 14	"	"	400 561
130 × 100	10, 12, 14	"	"	400 564
140 × 100	10, 11, 12, 13, 14	"	"	450 566
150 × 75	9, 10, 11, 12, 13	"	"	450 569
150 × 90	10, 12, 14	"	"	450 57 ²
150 × 100	10, 11, 12, 13, 14, 15	"	"	450 575
160 × 80	12, 14	"	"	400 580
160 × 100	11, 12, 13, 14, 15	"	"	450 58 ²
170 × 75	10, 12, 14, 16	"	"	400 585
200 × 100	10, 12, 14, 16, 18	"	"	450 588
250 × 90	10, 12, 14, 16	"	"	450 591